

11251H SERIES

1.25mm PITCH WIRE TO BOARD CONNECTOR



Specifications

Current rating: 1A AC,DC

Voltage rating: 100VAC,DC

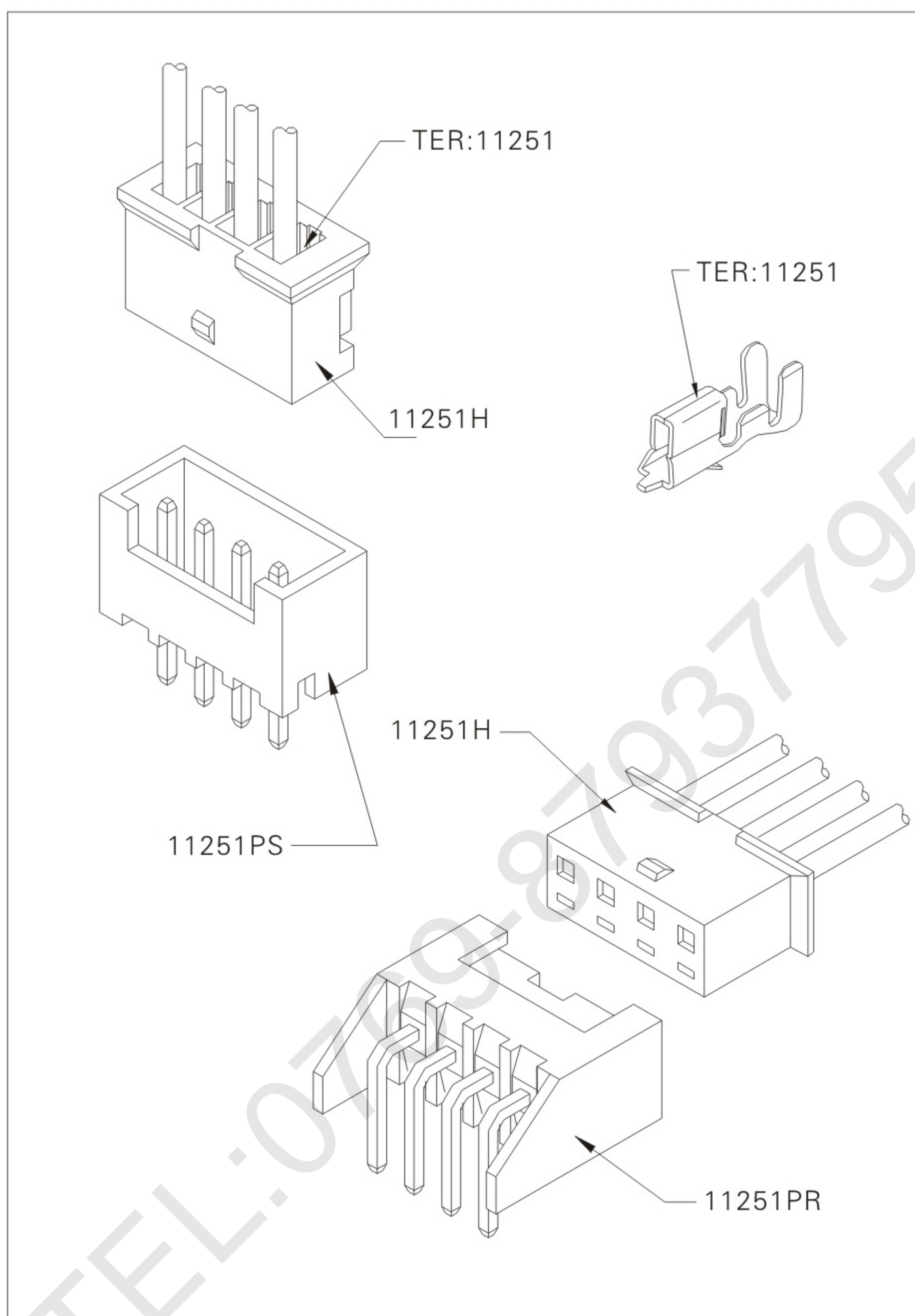
Temperature range: -25°C to + 85°C
(including temperature rise)

Contact resistance: Initial value/10m Ω Max.
After environmental testing/20m Ω Max.

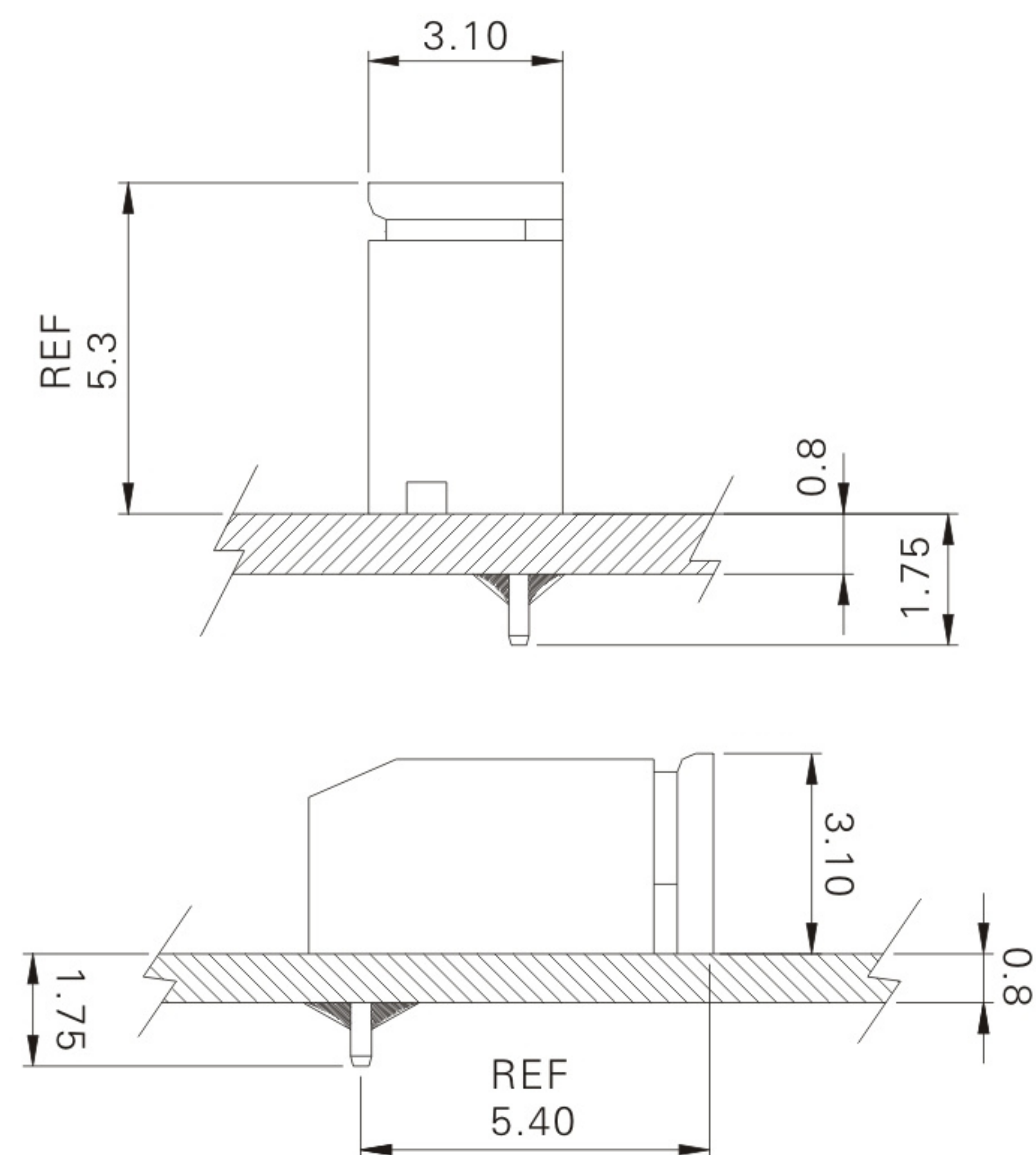
Insulation resistance: 1000M Ω Min.

Withstanding voltage: 1000V AC/minute

Applicable wire: AWG#28-32



Assembly layout



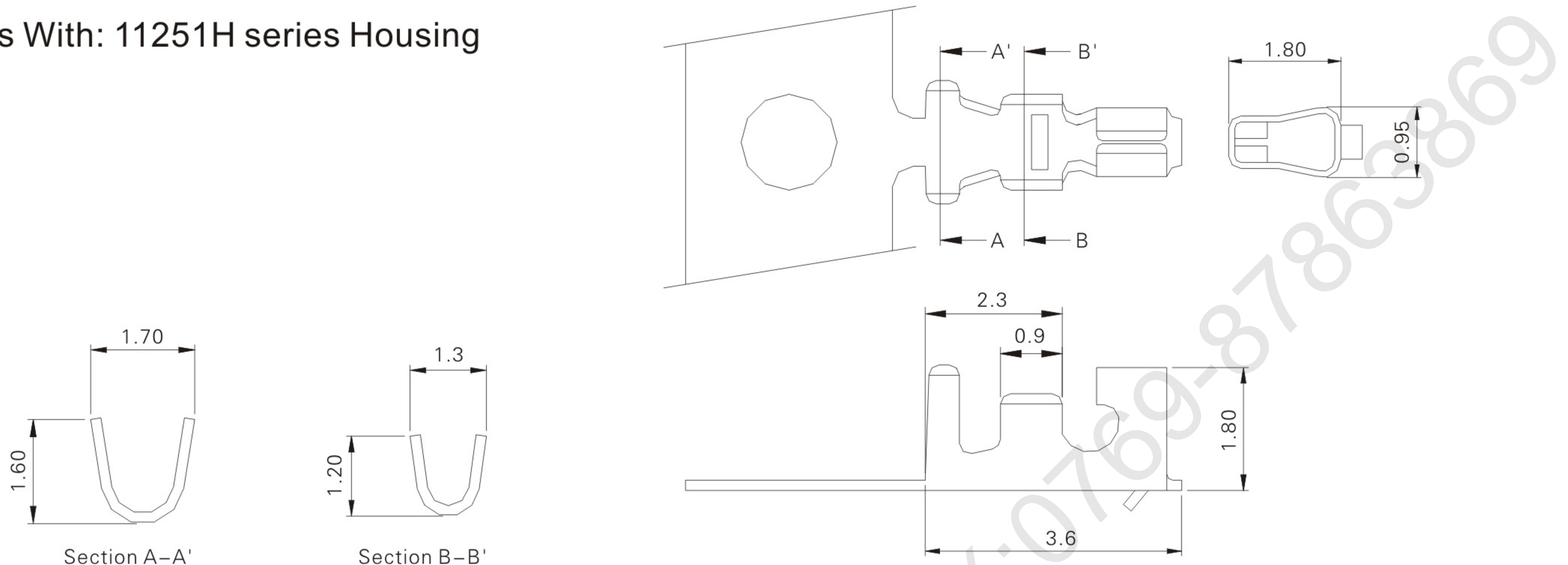
11251-T (1.25mm pitch crimp terminal)

Reference Informations:

*Thickness: 0.15mm

*Mat'l: Phosphor Bronze Tin Plated

*Mates With: 11251H series Housing



Ordering Information & Specifications

Unit: mm

Part No.	Wire Range	Material	Finish	Qty/reel
11251	AWG#28-32	Phosphor Bronze	Tin-plated	10000

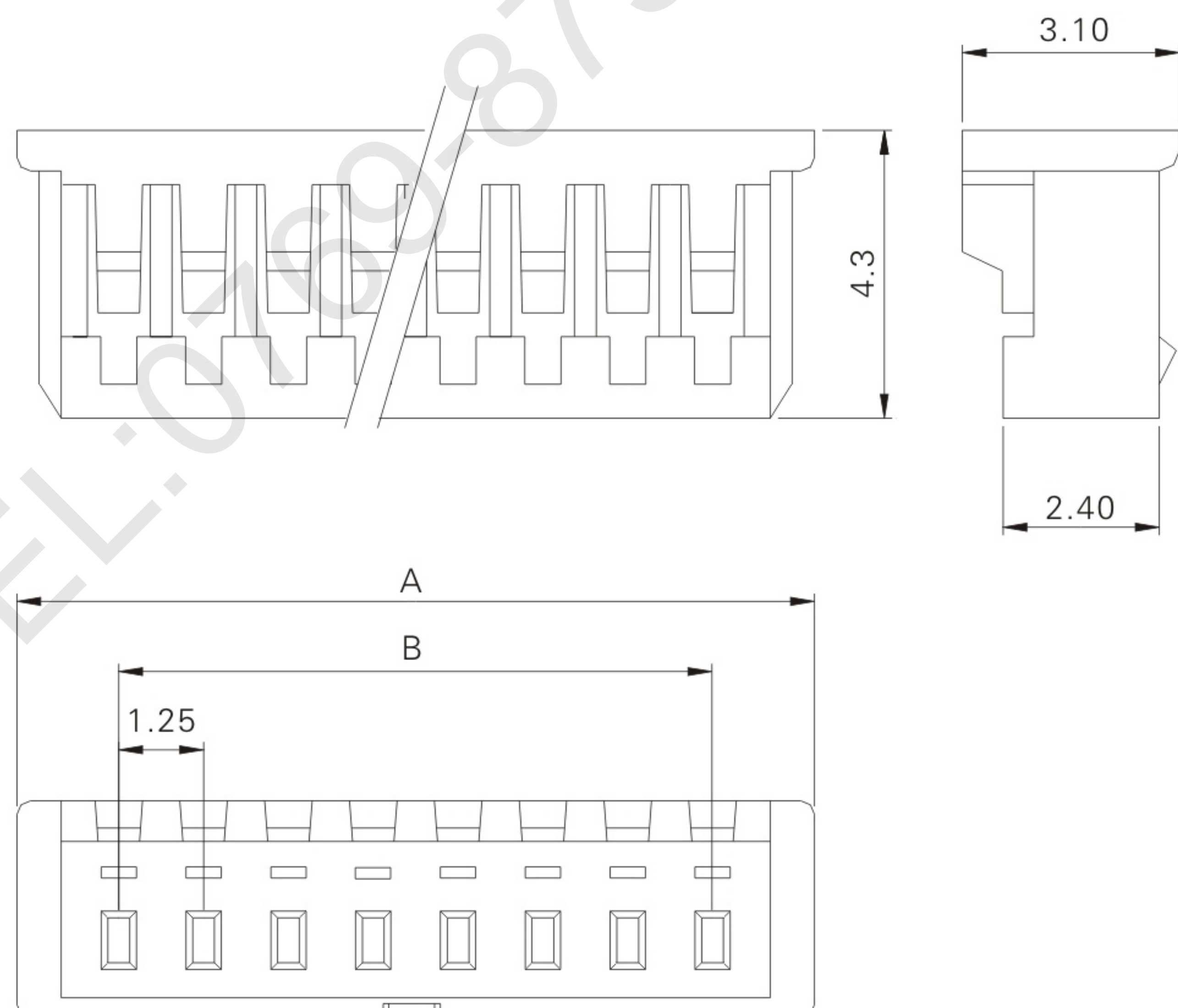
11251H-NP (1.25mm pitch crimp housing)

Reference Informations:

*Mat'l: Nylon 66 UL94V-0

*Mates With: 11251-T series Terminal

*Accepts With: 11251PS 11251PR series Wafer



Ordering Information & Dimensions

Circuits	Part No.	DIM.(mm)	
		A	B
02	11251H-02	3.95	1.25
03	11251H-03	5.20	2.50
04	11251H-04	6.45	3.75
05	11251H-05	7.70	5.00
06	11251H-06	8.95	6.25
07	11251H-07	10.20	7.50
08	11251H-08	11.45	8.75
09	11251H-09	12.70	10.00
10	11251H-10	13.95	11.25
11	11251H-11	15.20	12.50
12	11251H-12	16.45	13.75
13	11251H-13	17.70	15.00
14	11251H-14	18.95	16.25
15	11251H-15	20.20	17.50

11251PS-NP (1.25mm pitch 180° wafer)

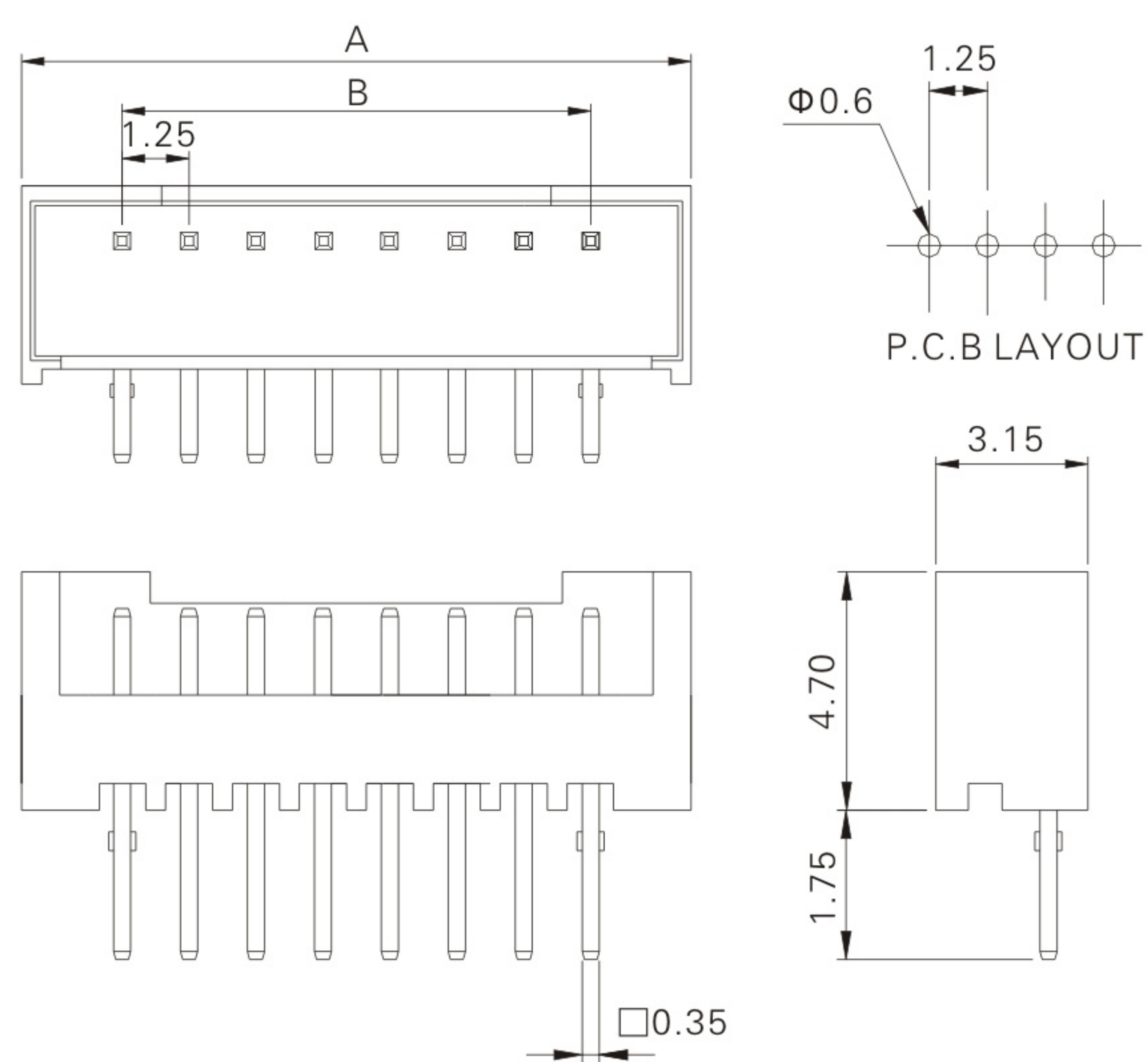
Reference Informations:

*Mat'l: body: Nylon 66 UL94V-0

Pins: Brass Tin Plated

*Mates With: 11251H series Housing

*Accepts With: 11251-T series Terminal



Ordering Information & Dimensions

Circuits	Part No.	DIM.(mm)	
		A	B
02	11251PS-02	4.3	1.25
03	11251PS-03	5.55	2.50
04	11251PS-04	6.80	3.75
05	11251PS-05	8.05	5.00
06	11251PS-06	9.30	6.25
07	11251PS-07	10.55	7.50
08	11251PS-08	11.80	8.75
09	11251PS-09	13.05	10.00
10	11251PS-10	14.30	11.25
11	11251PS-11	15.55	12.50
12	11251PS-12	16.80	13.75
13	11251PS-13	18.05	15.00
14	11251PS-14	19.30	16.25
15	11251PS-15	20.55	17.50

11251PR-NP (1.25mm pitch 90° wafer)

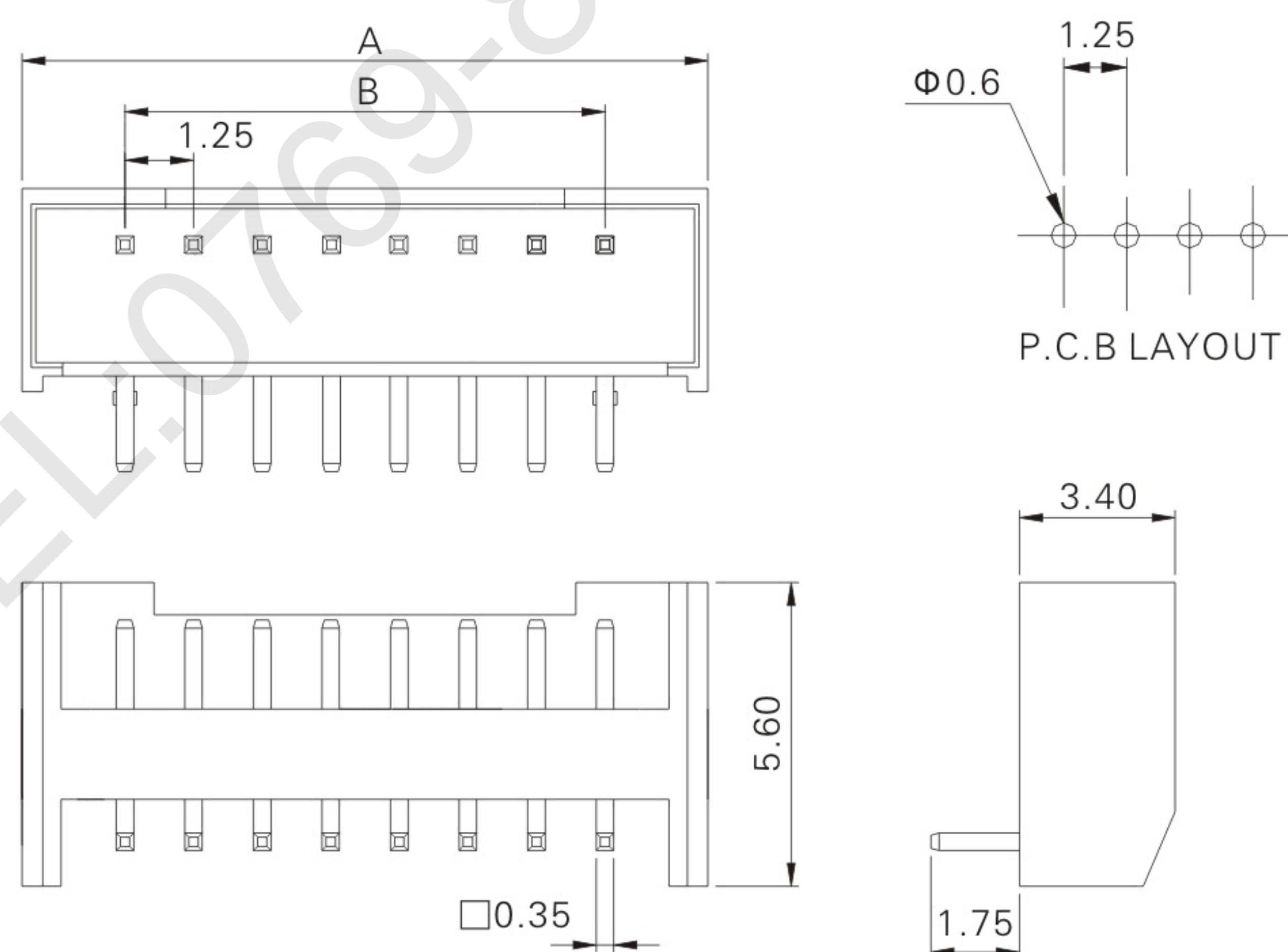
Reference Informations:

*Mat'l: Body: Nylon 66 UL94V-0

Pins: Brass Tin Plated

*Mates With: 11251H series Housing

*Accepts With: 11251-T series Terminal



Ordering Information & Dimensions

Circuits	Part No.	DIM.(mm)	
		A	B
02	11251PR-02	4.25	1.25
03	11251PR-03	5.55	2.50
04	11251PR-04	6.75	3.75
05	11251PR-05	8.00	5.00
06	11251PR-06	9.25	6.25
07	11251PR-07	10.5	7.50
08	11251PR-08	11.75	8.75
09	11251PR-09	13.0	10.00
10	11251PR-10	14.25	11.25
11	11251PR-11	15.5	12.50
12	11251PR-12	16.75	13.75
13	11251PR-13	18.0	15.00
14	11251PR-14	19.25	16.25
15	11251PR-15	20.50	17.50